



INSTALLATION MANUAL Android Devices



This device will only work on cars fitted with an OBD port. Petrol cars built after 2003 and Diesel cars built after 2004 have these ports.

Disclaimer: Remember to remove the device when not in use to avoid battery drain. This device has not been tested with all cars, use device at your own risk.

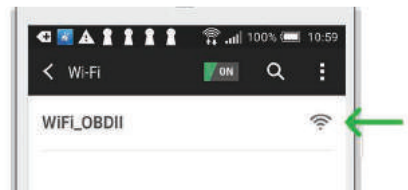
STEP 1

Android



Plug the Super OBD into the diagnostic port, it is usually located under the steering wheel, sometimes behind a plastic door. Turn the ignition to the on position but don't start the vehicle. You'll see a red light on your OBD.

STEP 2



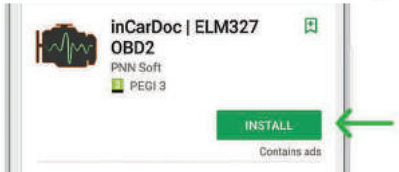
Go to your phone's Wi-Fi settings and connect to 'WIFI_OBDII'.

When prompted click **Connect** to confirm your connection with the Super OBD.

STEP 3



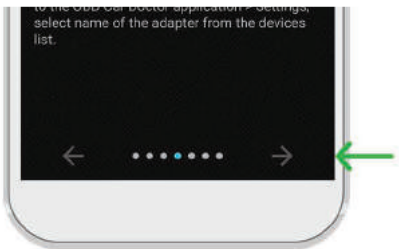
Android



Visit the **PlayStore** on your device and download the free app called **InCarDoc**.

Alternatively, download the applications from www.car-dr.co.uk


STEP 4



Open the app and follow the **onscreen guide**, press the next arrow for more steps.

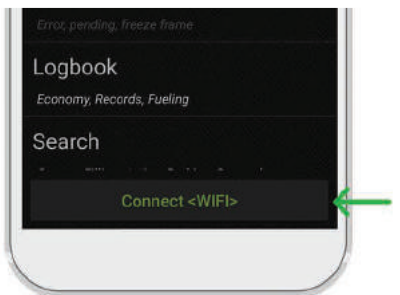
STEP 5

Android



Select **Connect via WiFi** and click **OK**.

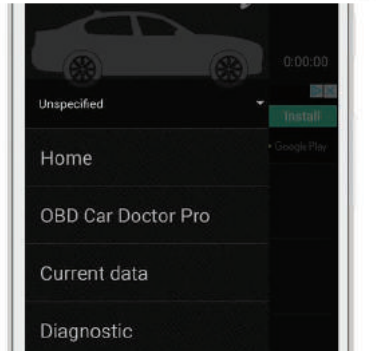
STEP 6



If not connected automatically click **Connect <WiFi>** to connect to your OBD device.

STEP 7

Android



Navigate app for diagnostic information.



If you have any questions email us at support@car-dr.com

or call us on
+44 1344 595 460



INSTALLATION MANUAL iOS Devices



This device will only work on cars fitted with an OBD port. Petrol cars built after 2003 and Diesel cars built after 2004 have these ports.

Disclaimer: Remember to remove the device when not in use to avoid battery drain. This device has not been tested with all cars, use device at your own risk.

STEP 1



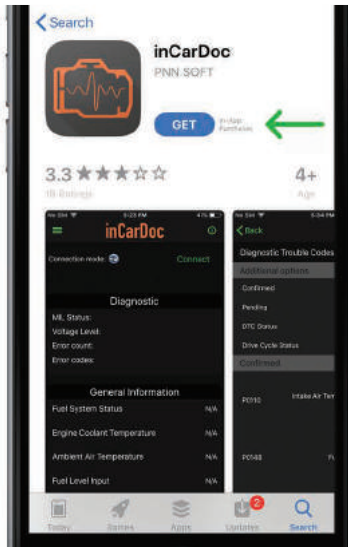
Plug the Super OBD into the diagnostic port, it is usually located under the steering wheel, sometimes behind a plastic door. Turn the ignition to the on position but don't start the vehicle. You'll see a red light on your OBD.

STEP 2



Go to your phone's Wi-Fi settings page and connect to **'WIFI_OBDII'**.

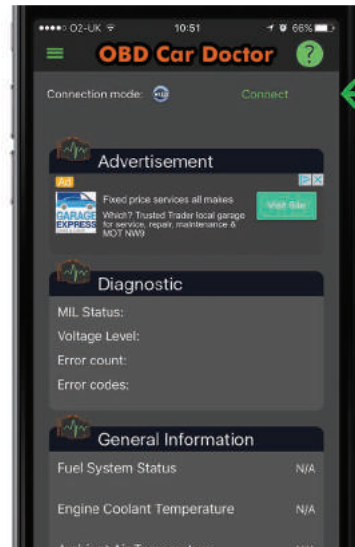
STEP 3



Visit the **App Store** on your device and download the free app called **InCarDoc**.

Alternatively, download the applications from www.car-dr.co.uk

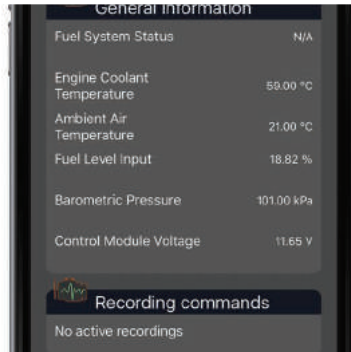
STEP 4



Open the app and press **Connect** at the top of the welcome screen.

If the app doesn't connect after 60 seconds, press disconnect and try again.

STEP 5



Navigate app for diagnostic information.



If you have any questions email us at support@car-dr.com

or call us on
+44 1344 595 460